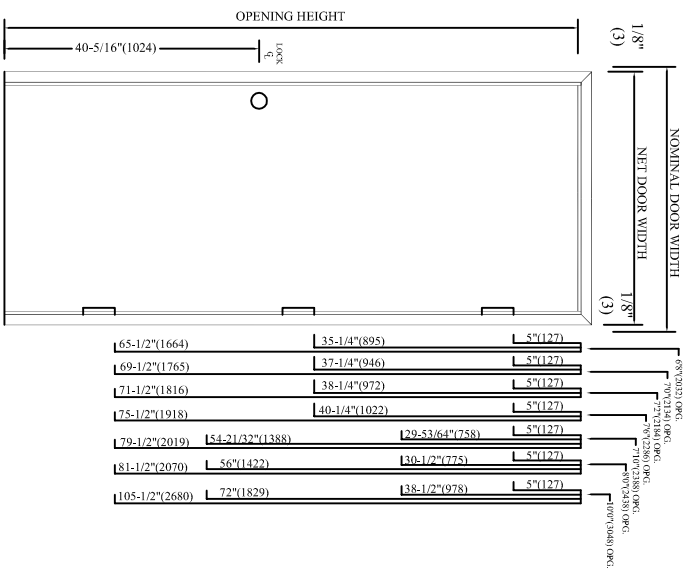


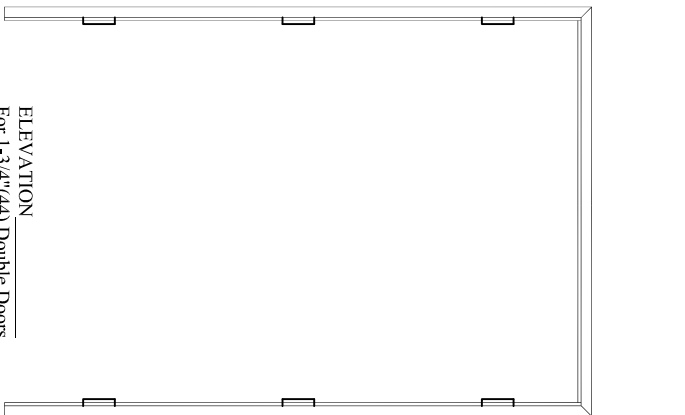
# ME SERIES - UNIVERSAL MITERED FRAMES

**TOP TO TOP  
4 1/2" HINGES ONLY  
1 3/4" DOOR**

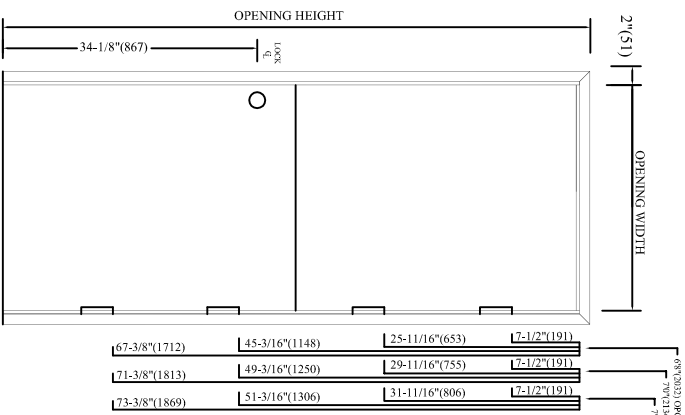


**ELEVATION**  
For 1-3/4"(44) Single Doors


**TOP TO TOP  
4 1/2" HINGES ONLY  
1 3/4" DUTCH DOOR**



**ELEVATION**  
For 1-3/4"(44) Double Doors



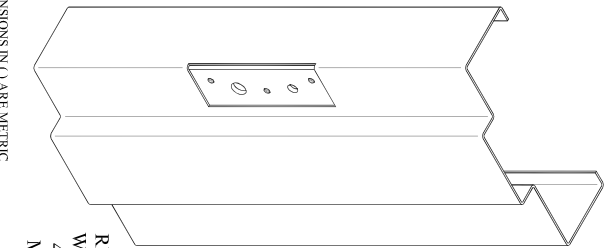
**ELEVATION**  
For 1-3/4"(44) Dutch Doors



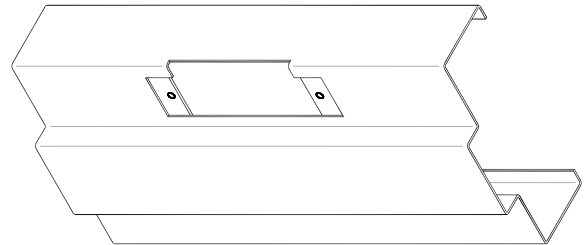
**ELEVATION**  
Casied Opening

\*Single Casied Opening frames are manufactured 1/4"(6) wider than standard and double casied openings are manufactured 1/2"(13) wider than standard to allow for application of standard size doors with surface applied hinges

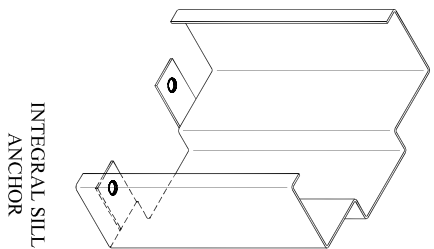
DIMENSIONS IN ( ) ARE METRIC



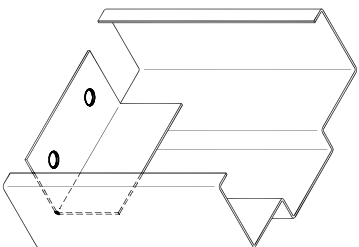
19 GA. HINGE REINFORCEMENT WITH 4-1/2"(114) X 4-1/2"(114) FULL MORTISE HINGE PROVISION



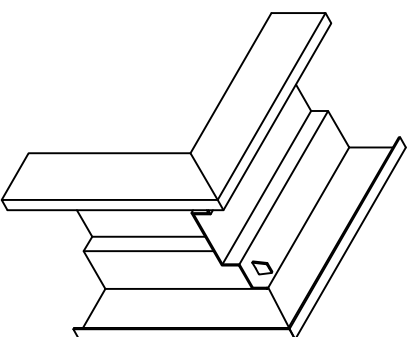
14 GA. STRIKE REINFORCEMENT WITH ANSI A115.1 OR ANSI 115.2 UNIVERSAL STRIKE PROVISION



INTEGRAL SILL ANCHOR



WELDED-ON SILL ANCHOR



KNOCK-DOWN CORNER CONNECTION