

LEAD LINED FRAME**TECHNICAL DATA
SHEET No. 204**

Lead Lined Frames shall be as manufactured or furnished by Republic Doors and Frames, McKenzie, Tennessee 38201.

Construction App - ME, MH, SE, SH applications available.

Profile - Equal Rabbet, Unequal Rabbet, Single Rabbet, Double Egress, Cased Open. Frame elevations also available.

Gages - 16, 14 or 12

Standard Face - 2"

Standard Rabbets - 1-3/8" (actual dimension 1-9/16"); 1-3/4" (actual dimension 1-15/16"). Rabbet dimension is 3/16" greater than the door thickness.

Standard Stop - 5/8"

Closer Reinforcement (Options) - 1-3/8" x 14" x 14 gage plate; (Optional - 12 gage)

Size Availability - Door: Maximum Size 5'0" x 10'0" Single; Maximum Size 10'0" x 10'0" Double.

Universal Standard/Heavy Weight Hinge - (Standard Application) Frames shall have 9 gage steel hinge reinforcement plate, projection welded for 4-1/2" x 4-1/2" or 5" template hinges. Hinge plate is designed to be modified to accept a heavy weight hinge. (Optional – 7 gage reinforcement.)

Strike Prep - Frames shall have a 14 gage steel strike reinforcement plate, extruded and formed to the equivalent of 10 gage projection welded with provision for Universal ANSI A115.1 or ANSI A115.2 strike (4-7/8").

Hinge Backset - 5/16" (Standard)

Backbend - 7/16" (Single Return), optional 1/2" (Double return)

Anchors - Anchors need to be welded in prior to lead installation.

Silencer Prep - 9/32" dia. holes shall be provided as standard on strike jambs and double headers, (3 per strike jamb and 2 per double head). Mutes are not supplied and must be ordered separately.

Double Heads - Double heads are undersized 1/16" (except for cased open heads, which are nominal).

Mortar Guards - Mortar guards of 26 gage steel shall be welded to each hinge and strike reinforcement plate. (ME, SE Series)

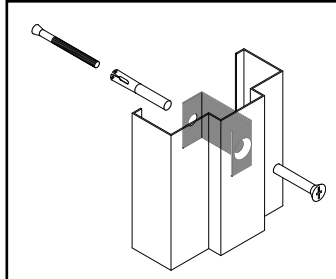
Handing - Frames are handed.

Special Requirements - Lead lining shall be 99.9% pure, (Standard) 1/16" thick and installed on hardware side of frame.

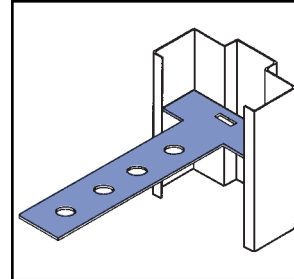
Revised 10/16

LEAD LINED - ANCHOR DETAILS

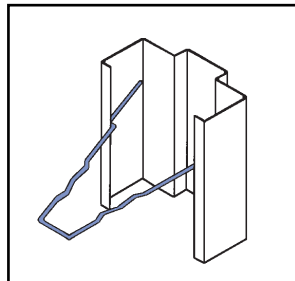
TECHNICAL DATA SHEET No. 204a



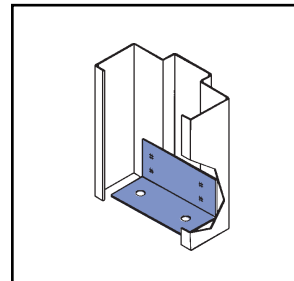
Prepared Opening
Anchor (Bolt sold separately)



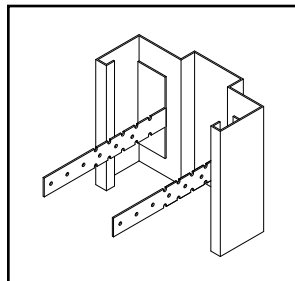
Tee Masonry
Anchor



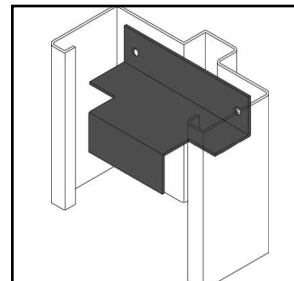
Wire Masonry
Anchor



One Piece Sill Anchor
Welded On



L Strap Anchor
(Option)



"Z" Anchor
(standard for non-stock
depth with steel stud
anchors)

Revised 10/16